



POOL CONSTRUCTION GUIDELINES

Call or email the permit office to discuss with permit coordinator to ensure completeness of application. permits@kennett.pa.us

OR call us at 610-388-1300 ext 110

- Permit submissions must be complete, no partial applications will be accepted. Incomplete packets will be returned to applicant.*

FOR SPECIFIC BUILDING QUESTIONS PLEASE REFER TO THE
2021 ISPSC

(INTERNATIONAL SWIMMING POOL AND SPA CODE)



RESIDENTIAL SWIMMING POOL SUBMITTAL GUIDELINES

- ❖ Building and Zoning applications are required for residential swimming pools as set forth in section 403.26 of the PA Uniform Construction Code as adopted per Kennett Township ordinance. **2021 CODE IS IN EFFECT**
- ❖ **No private non-commercial swimming pools, including but not limited to the pool structure, pool deck, cabana or pool shed, and any mechanical support equipment, including but not limited to the pool filter shall be located not less than 20 feet from a property line.**
- ❖ A Grading/Stormwater permit may be required, in separate application. Please see forms on our website.
- ❖ A payment invoice will be provided to permit applicant after permit issuance, no fees are due with a permit application.
- ❖ Temporary fencing **MUST** be installed when a pool excavation begins to prevent unauthorized entry and potential accidents. Permanent pool fences/barriers and gate requirements are fully explained later in the guide.
- ❖ Electrical work shall be installed per the IRC/NEC. All new electrical work associated with the pool and pool equipment must be inspected and approved by a third-party inspection agency. **Kennett Township does not conduct electrical inspections.**
- ❖ Pools shall not be used until a Kennett Township code official approves the Final Inspection and issues a Certificate of Compliance. Final inspections are conducted on Wednesdays only.

INSPECTION INFORMATION:

Required Inspections for In- Ground Pools:

For In-Ground Concrete Pools: Pool Steel Inspection

For In-Ground Fiberglass or drop-in Pools: Pre-Set Inspection

Underground Conduit and Pool Bonding: Done by a 3rd Party Electrical Agency

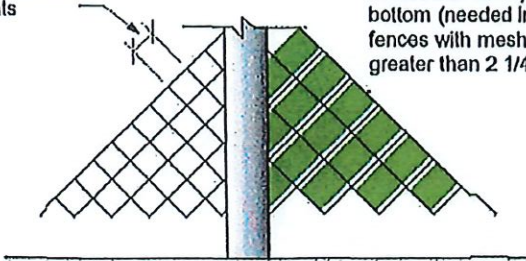
Final Electrical: Done by a 3rd Party Electrical Agency

Final Pool: Inspection checks for compliance and fencing/barriers, access gate

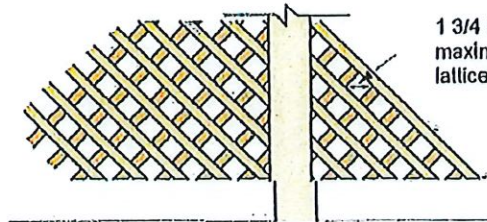
Kennett TOWNSHIP

INTERNATIONAL SWIMMING POOL AND SPA CODE - BARRIER REQUIREMENTS

2 1/4 inches
Maximum Mesh
Size without
Slats



1 3/4 inch maximum
opening with slats
secured at the top or
bottom (needed in
fences with mesh size
greater than 2 1/4 inch.

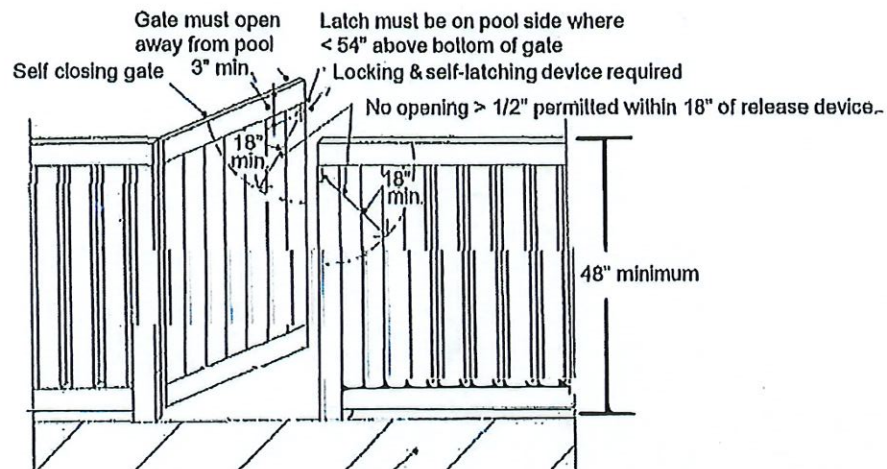


1 3/4 inch
maximum -
lattice fence

ISpsc SECTIONS 305.2.7 & 305.2.8 BARRIER OPENING ALLOWANCES

* Maximum mesh size for chain link fences shall be 2 1/4 inches square unless the fence has slats which are fastened at the top or bottom which reduce the openings to not more than 1 3/4 inches

* Where the barrier is composed of diagonal members, such as lattice fence, the maximum opening formed by the diagonal members shall not be more than 1 3/4 inches.



ISpsc SECTION 305.3 ACCESS GATE AND LATCH REQUIREMENTS

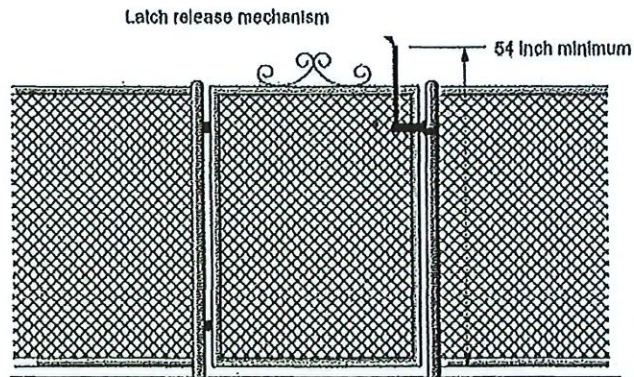
* Access gates shall comply with all of the previous barrier requirements and shall be equipped to accommodate a locking device. Gates are to open outward away from the pool and shall be self-closing and have a self-latching device. Release mechanism shall be located 54" from the bottom of the gate or it shall conform to the above noted diagram.



INTERNATIONAL SWIMMING POOL AND SPA CODE - BARRIER REQUIREMENTS

ISPC SECTION 305.3.3

48" access gate with approved release mechanism located 54" above the bottom of the gate.



Glazing in walls and fences enclosing pool to be tempered safety glazing if less than 60 inches above walking surface and within 60 inches horizontally of the water's edge

Pedestrian access gates shall swing away (to the outside) of the pool and be self-closing and self-latching

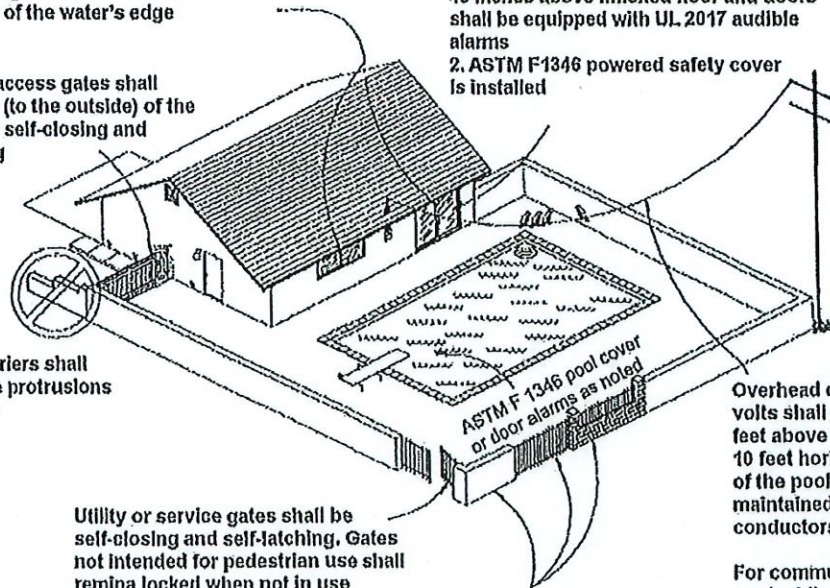
Pool barriers shall not have protrusions or steps

Utility or service gates shall be self-closing and self-latching. Gates not intended for pedestrian use shall remain locked when not in use

Minimum 48 inch high pool barrier. Clear zone - There shall be a clear zone of not less than 38 inches between the exterior of the barrier and any permanent structures or equipment such as pumps, filters, and heaters that can be used to climb the barrier

Where wall of a dwelling serves as part of the pool barrier, one of the following is required:

1. Operable windows with sill less than 48 inches above finished floor and doors shall be equipped with UL 2017 audible alarms
2. ASTM F1346 powered safety cover is installed



Overhead conductors between 0-750 volts shall be located no less than 22.5 feet above pools and the area extending 10 feet horizontally from the inside walls of the pool. No less than 14.5 feet is to be maintained between overhead conductors and diving platforms

For communication cable clearances contact the respective utility provider (i.e., Verizon, Comcast)

ISPC OUTDOOR SWIMMING POOL BARRIER SUMMARY DIAGRAM

POOL PERMIT CHECKLIST

Ready to submit?

PLEASE CONTACT OUR OFFICE PRIOR TO SUBMITTAL

EMAIL: permits@kennett.pa.us

Phone: 610-388-1300 ext 110

For fastest processing email entire permit packet for pre-approval

- Pool Permit Application (2 pages)
- Pool Zoning Application
- Plot Plan with setbacks showing proposed pool and existing/proposed fencing/pool barrier. Pool structure, deck, cabana, pool shed, and all equipment must be **20 feet** from rear and side property lines
- Impervious coverage worksheet
- Scope of work/customer proposal/invoice
- Two (2) Full sized sets of sealed drawings showing complete building plans. Minimum Sheet Size: 18 in. x 24 in. Maximum Sheet Size: 36 in. x 48 in.
- Electrical Permit Application
- Electrical layout plans. *Plans must be submitted to an approved electrical underwriter for plan review. See sample in packet. Submit stamped and signed copies to the township. The underwriter is also responsible to conduct rough and final inspections. Must provide the cost of the work being done*
- Pool/spa heating equipment specs
- Fencing/Pool Barrier detail photos and specs
- HOA approval letter if required
- Workers Compensation Insurance Coverage Info (COI)
- Contractor Registration form
- UCC Form
- Township Liability Statement
- PDF of ALL PLANS AND DOCS sent via email
- Chester County Assessment Form- given to Homeowners