



801 BURROWS RUN ROAD, CHADDS FORD, PA 19317
PHONE: 610-388-1300 FAX: 610-388-0461

Permit # _____
Date: _____
Fee: _____
TP#: 62-_____

APPLICATION TO CONNECT A PRIVATE DRIVEWAY TO A TOWNSHIP ROAD

Owner's Name: _____ Phone: _____

Location of Property: _____
(Include a sketch showing the location of the driveway on the lot.)

Type of Driveway Paving: _____

Width of Driveway: _____

Approximate Date of Completion: _____

Proposed Gutter Drainage (diagram, details, etc. – Space to right for use with diagram):

Date Received: _____ By: _____

Date Approved: _____ By: _____

Date Denied: _____ By: _____

Reason Denied: _____

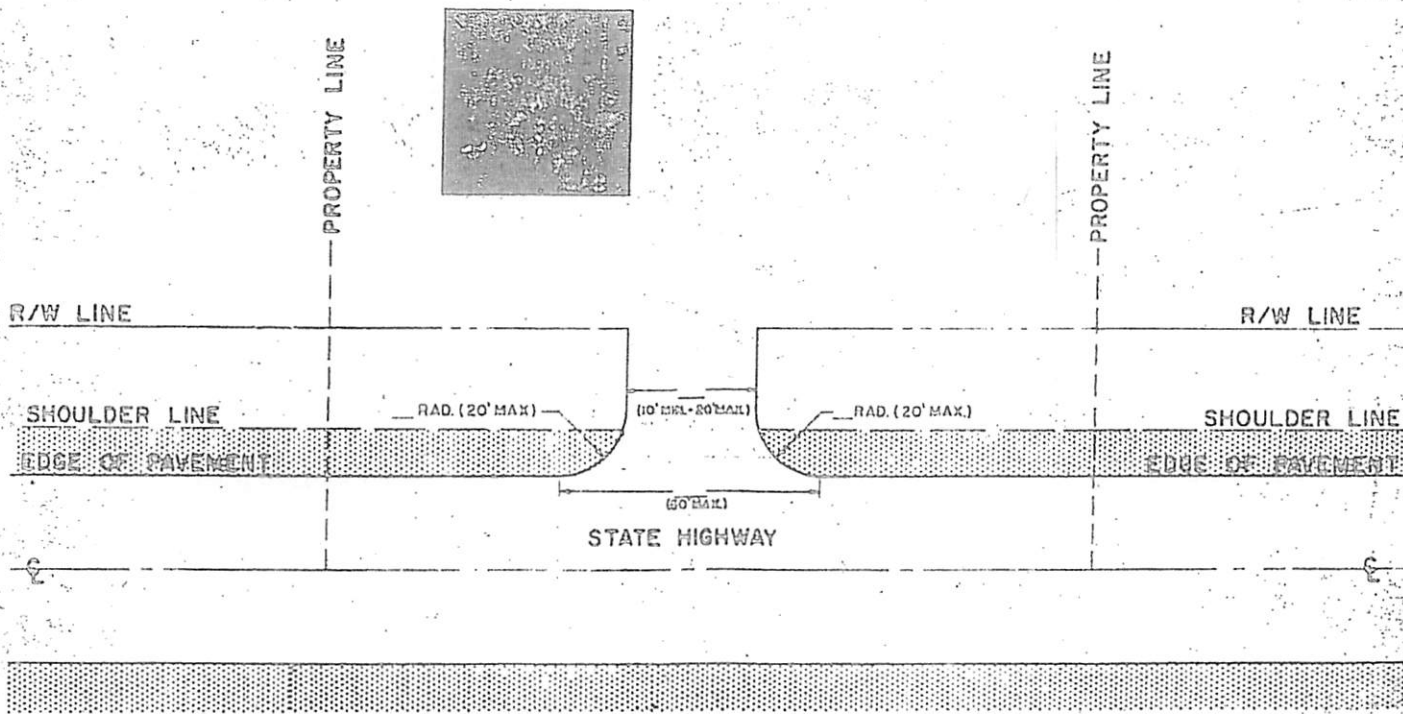
Installation Approved: _____ By: _____

I (We) hereby agree to build the driveway applied for in this application in accordance with the above facts and the attached plans and in full compliance with the ordinances and regulations of the Township and the Laws of the Commonwealth in relation thereto, and I (we) shall save, defend and keep harmless said Township from, and indemnify it against, all actions, suits, demands, payments, costs and charges for or by reason of the proposed road, lane, or driveway and all damages to persons or property resulting in any manner there from or occurring in prosecution of the work connected therewith, or from any other matter, cause, or thing relating thereto.

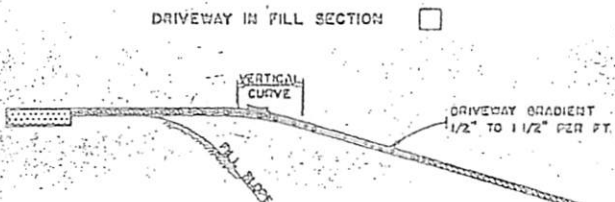

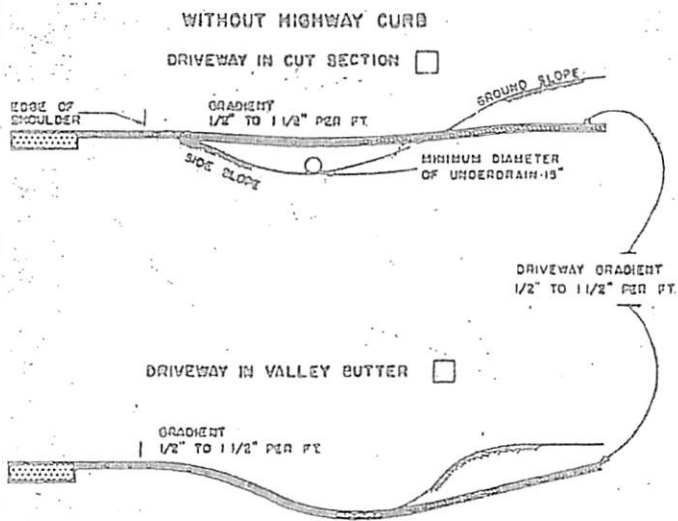
Applicant

Applicant

RESIDENTIAL DRIVEWAY SKETCH (LIST WIDTH AND RADIUS)



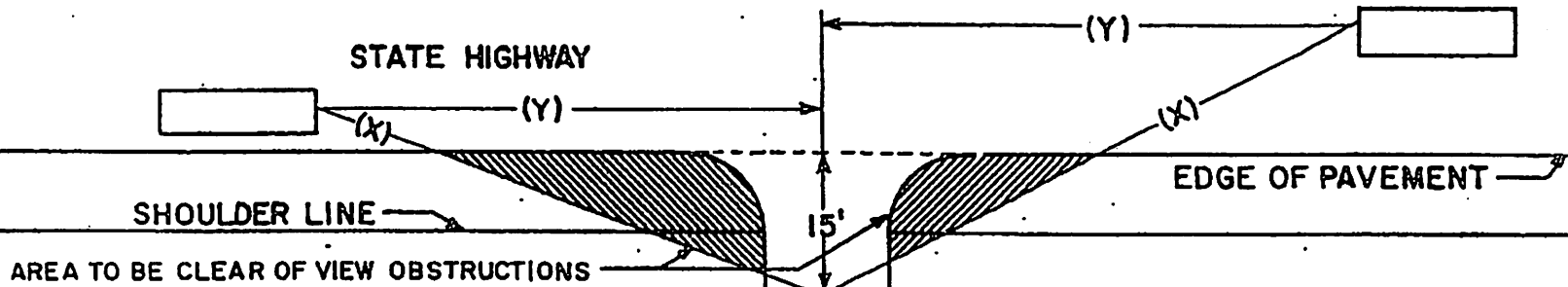
DRIVEWAY PROFILE (CHECK APPLICABLE SECTION BELOW)



NOTE
A MINIMUM GRADIENT OF 1/8" PER FOOT MAY BE CONSIDERED WHEN DRIVEWAY AND DRIVEWAY AREA ARE PAVED

COMMONWEALTH OF PENNSYLVANIA
DEPARTMENT OF HIGHWAYS
BUREAU OF MAINTENANCE
(CENTRAL PERMIT SECTION)

STANDARD LAYOUT
FOR



A-STOPPED VEHICLE LEAVING DRIVEWAY
 X-REQUIRED LINE OF SIGHT MEASURED 4'
 ABOVE ROADWAYS
 Y-DISTANCES REQUIRED BY HIGHWAY SPEEDS
 (SEE CHART)

SIGHT DISTANCE CHART

AVERAGE SPEED ON STATE HIGHWAY (MPH)	REQUIRED SIGHT DISTANCE IN FT.(Y)
20	210
25	290
30	360
35	470
40	570
45	700
50	840
55	980
60	1130

COMMONWEALTH OF PENNSYLVANIA
 DEPARTMENT OF TRANSPORTATION
 BUREAU OF MAINTENANCE
 (CENTRAL PERMIT SECTION)



SIGHT DISTANCE
 DIAGRAM-CHART